

Nido de Águila - Week Without Walls 2019



NATURE OBJECTIVES

- **Students that participate in this program Will have the oportunity to learn about the Biodiversity that can be found in the transition mediterranean and cold forests of Chile.**
- **They will learn to identify the mountain ecosystems, especially the high Andean ecosystems of the Maule region.**
- **Students will live sensible experiences and learn from the forests of this region, which are unique to South America, and have an amazing beauty.**
- **They will also learn different ways to use worms for sustainable and environment friendly systems, and also how we interact with the ecosystems.**



OUTDOOR ADVENTURE OBJECTIVES

- **Students will develop during their exploration the following skills:** conflict resolution, develop self confidence, courage in challenging situations, decision making, following instructions, and empathy.
- **They will learn to use orienteering and exploration instruments (compass, magnifying glass, generating travel logs, and topographic charts)**
- **Students will learn to plan and execute physical activities, set up camp, and cooking in natural environments, as well as survival techniques.**
- **Other skills that will be acquired during the hiking experience will be to define roles in leadership and organization of the different activities in camp.**



Program Description


The program is designed to be a living experience in sustainability and cultural conscience of the Maule Region, through nature exploration and adventures in the Chilean forest. The students will live and learn in depth about flora and fauna of the region and have the opportunity to show their findings and debate the results. They will have adventures and experience horseback riding, hiking, camping in the woods, and also experience the amazing region in the mountains famous for myths around UFO culture. They will also learn survival skills such as gathering their meals and cooking them, orienteering through natural means, also learn to know their body and it's limits by physically challenging themselves.

All this will take place in an outdoors program that will last 8 days and 7 nights.

DIA	1	2	3	4	5	6	7	8
Fecha	02-nov	03-nov	04-nov	05-nov	06-nov	07-nov	08-nov	09-nov
	Snack viaje	Desayuno	Desayuno	Desayuno	Desayuno	Desayuno 4 am	Desayuno	Desayuno
Mañana	Viaje	Taller de campismo, No deje Rastro NDR, seguridad en el bosque y montaña	Visita a la escolita unidocente de vilches alto que tiene 7 alumnos para un intercambio cultural Aprender hacer pan amasado con la Señora Elsa	Exploracion naturalista, ascension al cerro el peine, trabajo de recopilacion de informacion para grupos tematicos.	Mini congreso cientifico parte II cierre	subida a enladrillado avistamiento sideral amanecer en la terraza de turismo Ufologico snak y trekking a laguna del alto merecido baño en la laguna	bajada al bosque y cascada baño y rapel en cascadas. Tecnicas de supervivencia cruce de rio.	Desarme de campamento salida al punto inicial del parque
Almuerzo	Almuerzo	Almuerzo	Almuerzo	Almuerzo	Almuerzo	Almuerzo	cruce	Almuerzo
	Importancia de la sustentibilidad, formacion de grupos tematicos de trabajo: FLORA Y FAUNA - COMUNIDAD- DINAMICAS DE VINCULACION- ELABORACION GRTO BANDERIN	Cabalgata al pantano de majadillas	vamos a ver como sacan los helados tradicion maulina, Piedras tacita dinamica de historia de pueblos originarios, vestigios arqueologicos A bañarse	Trabajo de laboratorio y preparacion de presentaciones cientificas	salida a punto 6 altos de lirca comienzo del trekking. Armado de campamento y a dormir	Espacio de relax y contemplacion bajada por trekking directo al punto 6 preparacion de la cena y a dormir	vuelta al punto 6	almuerzo salida en bus hasta santiago directo al colegio snack
Noche	DIAPORAMA		Fogon con actividad reflexiva.	Mini Congreso Cientifico parte I			Reflexiones y compromisos medio ambientales cena de camaraderia hecha por los	

Nature Exploration Program Description

During the first days, from November 2 through November 5, we will be located at the Biota Maule nature Lodge, where the students will participate in nature exploration activities, in depth studies of the nature and wildlife, also engage in scientific presentations and debates. We will have bonfires to reflect on our findings, and also learn the basics on setting up camp, putting up tents, while learning to have minimum impact on our surroundings. We will have horseback riding activities and hiking trips.




Program Description

During the period between November 5 through November 8, we will travel to the Altos de Lircay Nature Reserve where we will camp in the premises. Students will cook their own food, also organize and plan their rations for the different hikes and activities to take place during these days. Also they will learn to move safely through nature.



The lodge is constructed in an environmentally friendly method using sustainable methodologies in all their processes.



HABITACION DEL CONCON



Program Security Plan

First of all, all the professionals that participate in the program have the WFR (wilderness first responder) certification. We will have 4-5 specialized guides in the outdoor area, a teacher from the school, which gives us a standard of 1:4

We have a Garmin In Reach geo reference system that can be followed from anywhere in the world. Therefore, in case of an accident, we will have the exact location of the group that is under exploration, located on the topographic map. This device will be in the hands of the guide in charge.

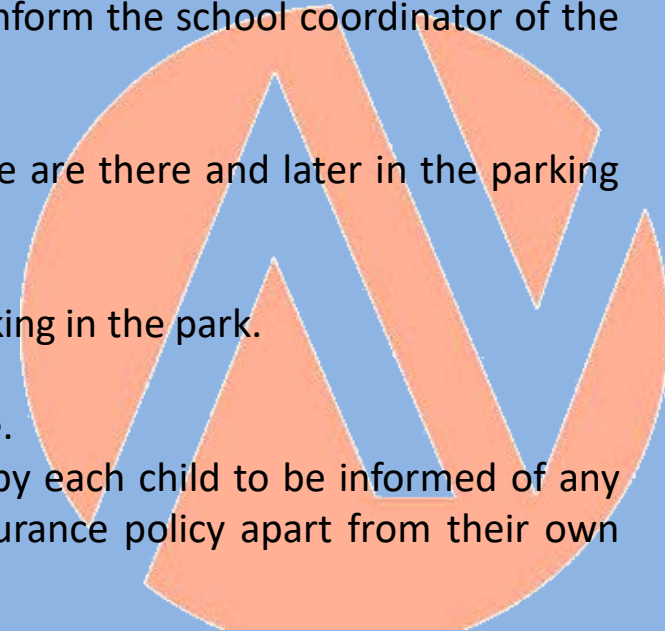
Throughout the activity there will be a satellite phone available to inform the school coordinator of the daily news.

We have a 4x4 truck that will be located outside the lodge while we are there and later in the parking lots of the nature reserve when we are camping.

We will have two horses available every 10 children while we are hiking in the park.

There is a guide responsible for the first-aid kit and any medical issue.

We will request a medical history form to be filled out and signed by each child to be informed of any relevant medical condition. Also each participant will have an insurance policy apart from their own personal medical insurance plan (Isapre and seguro escolar).



Evacuation Guidelines in Case of Accidents or Emergency Situations

Level 1 Evacuation

If an injury or medical condition of the victim are of life threatening risk. The victim will die without immediate hospital intervention.

Level 2 Evacuation

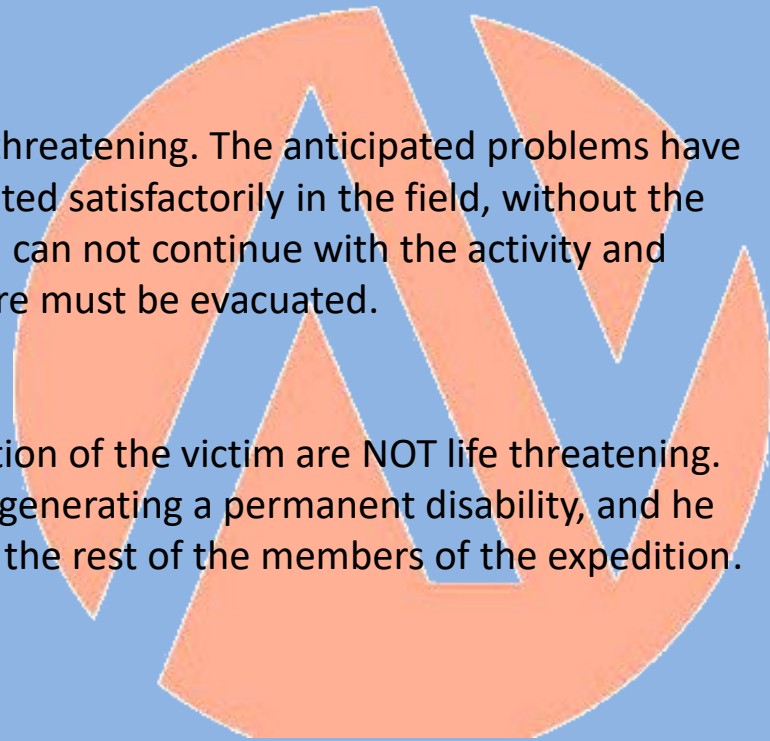
If the injuries are not life threatening but medical condition of the victim may result in a disability or permanent disability, or the victim has an anticipated life-threatening problem that will require hospital intervention.

Level 3 Evacuation

If the injuries or medical condition of the victim are NOT life threatening. The anticipated problems have little or no probability of life-threatening risk, and can be treated satisfactorily in the field, without the risk of generating a permanent disability. However, the victim can not continue with the activity and requires a more advanced treatment or revision, and therefore must be evacuated.

Level 4 Evacuation

(Does not require evacuation). The injuries or medical condition of the victim are NOT life threatening. He can be treated successfully in the field without the risk of generating a permanent disability, and he can continue safely with the activity without risk to him or to the rest of the members of the expedition.



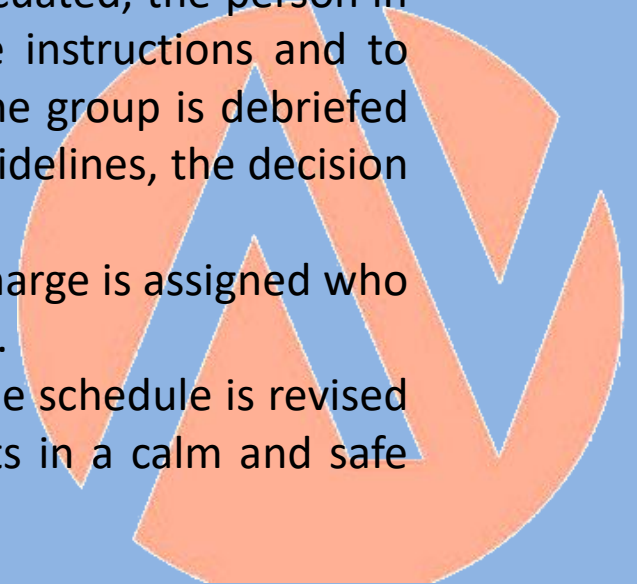
Contingency Plan

Group Leader Activates a minor emergency: The teacher is informed in the field, the medical treatment is executed and then he informs the Head of the school in Santiago. In the case non-prescription drugs are need to be used, authorization is requested from Santiago and if they request to evacuate to a medical faciliy, the evacuation protocol level 3 is followed.

Group Leader Activates a Major Emergency: The student is evacuated on horseback with a school teacher and the guide responsible for First Aid. They take the vehicle and go straight to Talca. While being evacuated, the person in charge of the school in Santiago is informed to receive instructions and to inform the parents. The trip continues, and the rest of the group is debriefed and contained as required onsite. Based on the school guidelines, the decision will be made to continue or suspend the activity.

In case the trip continues, the second security leader in charge is assigned who also has a kit and the instruction according to the position.

If the school determines that the activity is suspended, the schedule is revised and proceeds to use type 3 evacuation with the students in a calm and safe manner.





Vial Adventure & Consulting Ltda

Web. <http://www.vialadventure.cl>

E-mail. xalvarez@vialadventure.cl

rvial@vialadventure.cl